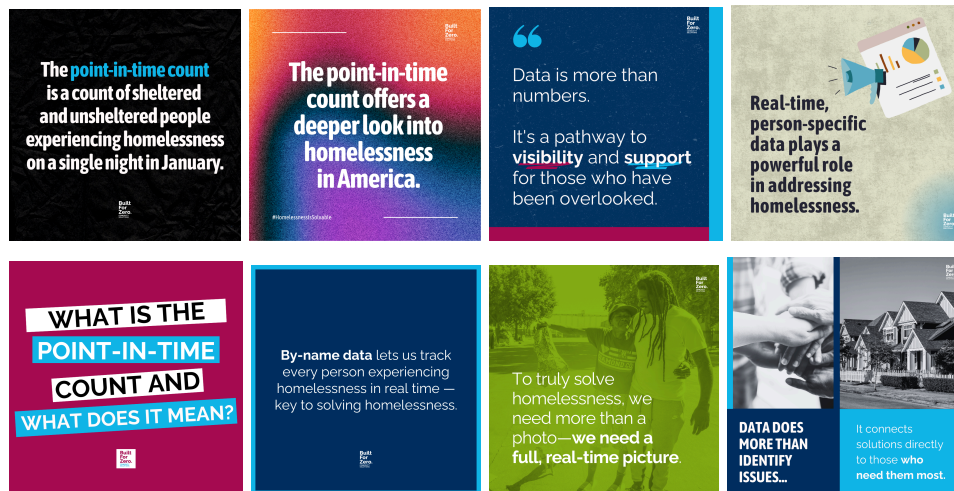


Social media toolkit for the AHAR

Please contact Lisa Tran at ltran@community.solutions or Katie Stasa at kstasa@community.solutions with any questions.

Visual content








- [Link to all graphics](#)
- [Link to editable graphics on Canva](#) (hint: add your logo!)

Hashtags

- #HomelessnessIsSolvable
- #PITCount

- #ByNameData

Social Copy

| Facebook / Instagram / LinkedIn | X/Twitter |
|----------------------------------------------------------------------------------------------------------------------------------------------------------------------------------------------------------------------------------------------------------------------------------------------------------------------------------------------------------------------------------------------------------------------------------------------------------------------------------------------------------------------------------------------------------------------------------------------------------------------------------------------------------------------------------------------------------------------------------------------------------------------------------------------------------------------------------------------------|--------------------------------------------------------------------------------------------------------------------------------------------------------------------------------------------------------------------------------------------------------------------------------------------------------------------------------------------------------------------------------------------------------------------------------------------------------------------------------------------------------------------------------------------------------------------------------------------------------------------------|
| <p> What is the point-in-time count? It's a one-night snapshot of homelessness in America, conducted annually to track trends and inform solutions. To truly solve homelessness, we need more than a photo — we need a full, real-time picture.</p> <p>In [community name] we are committed to measuring homelessness in real-time.</p> <p>We work to maintain a list of every person experiencing homelessness. Learn how this helps us make data-driven decisions, prioritize resources, and ensure we leave no one behind.</p> <p>Learn more about by-name data: https://community.solutions/quality-by-name-data/</p> <p>#HomelessnessIsSolvable #PITCount #ByNameData</p> | <p> What is the point-in-time count? It's a one-night snapshot of homelessness in America, conducted annually to track trends and inform solutions. To truly solve homelessness, we need more than a photo — we need a full, real-time picture. #PITCount #HomelessnessIsSolvable #ByNameData</p> <p> Learn how: https://community.solutions/quality-by-name-data/</p> |
| <p> Data is more than numbers; it's a pathway to visibility and support for those who have been overlooked.</p> <p>Volunteers, local organizations, & HUD unite for the point-in-time count every January, capturing data to end homelessness.</p> | <p> Data isn't just numbers — it's a pathway to visibility and support for those overlooked.</p> <p>While the PIT count offers a vital snapshot, Built for Zero communities like ours go further. With real-time, by-name</p> |

But to solve homelessness, we need more than a one-night snapshot — we need a real-time, person-centered approach.

This is why Built for Zero communities like ours collect and use by-name data monthly to understand every person experiencing homelessness, their needs, and how to help them home.

#HomelessnessIsSolvable #PITCount #ByNameData


We may see an increase in homelessness when we commit to better data collection. As our picture becomes clearer, we prepare for an initial rise in numbers. This isn't a setback; it's a crucial phase in our journey. Understanding the full scale of homelessness is essential to developing truly effective solutions.

By dedicating ourselves to identifying each person experiencing homelessness, we often unveil a deeper truth — there are more individuals in need than we ever anticipated. This isn't just about counting heads; it's about recognizing our neighbors and bringing them home.

Learn why we are committed to using by-name data to solve homelessness in **[community name]**.


<https://community.solutions/quality-by-name-data/>

#HomelessnessIsSolvable #PITCount #ByNameData

 One-night counts offer a snapshot, but real-time data gives us the whole story.

data, we track every person experiencing homelessness — and drive lasting solutions.


#HomelessnessIsSolvable #PITCount #ByNameData

 Better data can reveal more homelessness than we expected. This isn't a setback — it's progress. By understanding the full scale of the challenge, we can build truly effective solutions.

By-name data helps us see each person and bring them home. Learn more:

<https://community.solutions/quality-by-name-data/>

#HomelessnessIsSolvable #PITCount #ByNameData

 One-night counts offer a snapshot, but **real-time data tells the full story.**

Annual counts provide one-night snapshots, but homelessness changes every night. In [community name], we are committed to measuring homelessness in real time.

We work to maintain a list of every person experiencing homelessness. Using information collected and shared with their consent, each person on the list has a file that includes their name, homeless history, health, and housing needs.

Learn how this helps us make data-driven decisions, prioritize resources, and ensure we leave no one behind.

<https://community.solutions/quality-by-name-data/>


#HomelessnessIsSolvable #PITCount #ByNameData


In [community name], we track every person experiencing homelessness — by name, history, and need — so no one is left behind.


Learn how by-name data drives smarter, faster solutions:


<https://community.solutions/quality-by-name-data/>

#HomelessnessIsSolvable #PITCount #ByNameData

 By dedicating ourselves to understanding the unique story of each person experiencing homelessness, we often unveil a deeper truth — there are more individuals in need than we ever anticipated. This isn't just about counting heads; it's about recognizing and addressing each human story.

 As our picture becomes clearer, we prepare for an initial rise in numbers. This isn't a setback; it's a crucial phase in our journey. Understanding the full scale and complexity of homelessness is essential to developing truly effective solutions.

 Acknowledging the entire scope of homelessness is more than a statistical exercise; it's the first, vital step toward creating meaningful change. By seeing and understanding the complete


 Seeing the full scope of homelessness isn't a setback — it's progress.

When we track each person experiencing homelessness by name, we often discover more people in need than expected. But this clarity fuels better solutions.

Knowing the full story is how we create lasting change.

#HomelessnessIsSolvable

picture, we're better equipped to address and ultimately solve this critical issue. #HomelessnessIsSolvable


 Homelessness is always changing — so our data should too.

Instead of relying on one-night counts, Built for Zero communities like ours use by-name, real-time data. It tracks every person experiencing homelessness, their needs, and their path home.

Learn how we are enhancing our data strategies:

<https://community.solutions/quality-by-name-data>


#HomelessnessIsSolvable #PITCount #ByNameData

 The **point-in-time count** is only one piece of the puzzle.

The point-in-time count highlights the scope of homelessness, but **real-time by-name data** is key to solving it. Learn more

<https://community.solutions/quality-by-name-data>

#HomelessnessIsSolvable #PITCount #ByNameData

 The point-in-time count is a start, but it's not the full picture.

The PIT count offers an annual snapshot of homelessness — but homelessness is always changing. Built for Zero communities like ours are moving beyond snapshots by using real-time, by-name data. #HomelessnessIsSolvable #PITCount #ByNameData

 The **point-in-time count** is only one piece of the puzzle.

Real-time by-name data helps communities build lasting solutions to homelessness.   Learn more

<https://community.solutions/quality-by-name-data>

#HomelessnessIsSolvable #PITCount #ByNameData