

Social media toolkit for the AHAR

Please contact Lisa Tran at ltran@community.solutions or Katie Stasa at kstasa@community.solutions with any questions.

Visual content

- [Link to all graphics](#)
- [Link to editable graphics on Canva](#) (hint: add your logo!)

Hashtags

- #HomelessnessIsSolvable
- #PITCount
- #ByNameData


Social Copy

Twitter

- Tweet thread
 - ☀️ Each year, with federal support, our community undertakes a critical mission: conducting the Point-in-Time count, a one-night census of people experiencing homelessness. Imagine it like a photo of a single moment. 1/3
 - 🔄 But because homelessness is always in flux, the snapshot isn't even clear. We can't tell who anyone is or find them again. To reach functional zero, we need ongoing, detailed insights — a comprehensive and continuous view rather than just a once-a-year snapshot. 2/3
 - 📊 To get a clear picture, we need more than a one-night snapshot. Learn how we are enhancing our data strategies:
<https://community.solutions/quality-by-name-data/> #HomelessnessIsSolvable #PITCount #ByNameData 3/3
- In **[community name]** we are committed to measuring homelessness in real-time.

We work to maintain a list of every person experiencing homelessness. Learn how this helps us make data-driven decisions, prioritize resources, and ensure we leave no one behind. <https://community.solutions/quality-by-name-data/>

#HomelessnessIsSolvable #PITCount #ByNameData

-  Data is more than numbers; it's a pathway to visibility and support for those who have been overlooked. By harnessing the power of data, we're ensuring that our neighbors aren't just seen, but also receive the help they need.
#HomelessnessIsSolvable #PITCount #ByNameData
- Twitter thread
We may see an increase in homelessness when we commit to better data collection. As our picture becomes clearer, we prepare for an initial rise in numbers. This isn't a setback; it's a crucial phase in our journey. Understanding the full scale of homelessness is essential to developing truly effective solutions. 1/3

By dedicating ourselves to identifying each person experiencing homelessness, we often unveil a deeper truth — there are more individuals in need than we ever anticipated. This isn't just about counting heads; it's about recognizing our neighbors and bringing them home. 2/3

Learn why we are committed to using by-name data to solve homelessness in [\[community name\] https://community.solutions/quality-by-name-data/](https://community.solutions/quality-by-name-data/)
#HomelessnessIsSolvable #PITCount #ByNameData 3/3


Facebook/ LinkedIn/Instagram


- In [\[community name\]](#) we are committed to measuring homelessness in real time.


We work to maintain a list of every person experiencing homelessness. Using information collected and shared with their consent, each person on the list has a file that includes their name, homeless history, health, and housing needs.

Learn how this helps us make data-driven decisions, prioritize resources, and ensure we leave no one behind. <https://community.solutions/quality-by-name-data/>

#HomelessnessIsSolvable #PITCount #ByNameData

-  By dedicating ourselves to understanding the unique story of each person experiencing homelessness, we often unveil a deeper truth — there are more individuals in need than we ever anticipated. This isn't just about counting heads; it's about recognizing and addressing each human story.

 As our picture becomes clearer, we prepare for an initial rise in numbers. This isn't a setback; it's a crucial phase in our journey. Understanding the full scale and complexity of homelessness is essential to developing truly effective solutions.

 Acknowledging the entire scope of homelessness is more than a statistical exercise; it's the first, vital step toward creating meaningful change. By seeing and understanding the complete picture, we're better equipped to address and ultimately solve this critical issue. #HomelessnessIsSolvable


- The Annual Homeless Assessment Report is an analysis of homelessness in America based on Point-In-Time estimates.


This "snapshot" count of people experiencing homelessness was conducted on a single night in January. Imagine it like a photo of a single moment.


But because homelessness is always in flux, the snapshot isn't even clear. We can't tell who anyone is or find them again. There are people moving in and out of homelessness over the course of a year. That's why we can work year round to house thousands of people but still have a rise in overall homelessness.

To get a clear picture, we need more than a one-night snapshot. Learn how we are enhancing our data strategies: <https://community.solutions/quality-by-name-data/> #HomelessnessIsSolvable #PITCount #ByNameData"

- Data isn't just numbers; it's the key to ensuring that our neighbors are seen, acknowledged, and supported. It's about understanding the real scope of this issue and addressing it with targeted solutions.

 With accurate data, we are creating a robust framework of accountability. It ensures our systems aren't just functioning, but are actively driving toward functional zero, while prioritizing equitable outcomes every step of the way.

 Data does more than identify issues — it connects solutions directly to those who need them most. It ensures that essential resources, like affordable housing, reach the right hands, transforming lives and our communities.

 Discover how the @BuiltForZero methodology is helping us address homelessness in our community.
<https://community.solutions/built-for-zero/methodology/> #SolvingHomelessness #PITCount #ByNameData