

Bergen County CoC *

Functional Zero for Chronic Homelessness

August 2016

Bergen County CoC

Community Lead: Julia Orlando

Data Lead: Mary Sunden

CoC Lead: Angela Drakes and Robert Esposito

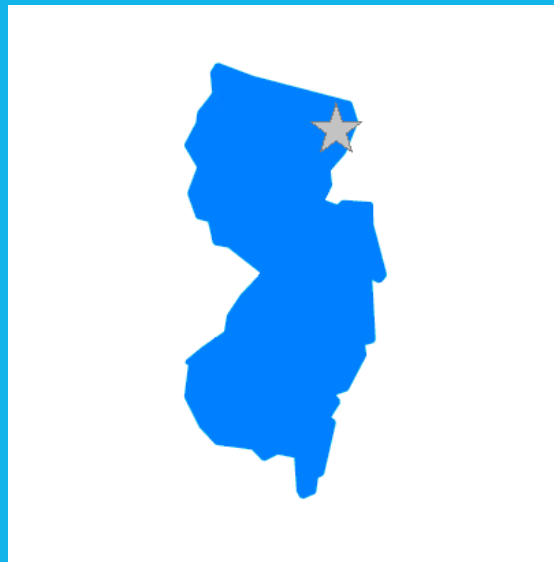
County Executive: James Tedesco III

Mayor: John Labrosse

CoC Street Outreach Lead: Candida Wiltshire

CoC Board Consumer Representative: P. Nickels

PHA Lead: Lynn Bartlett



Bergen County CoC

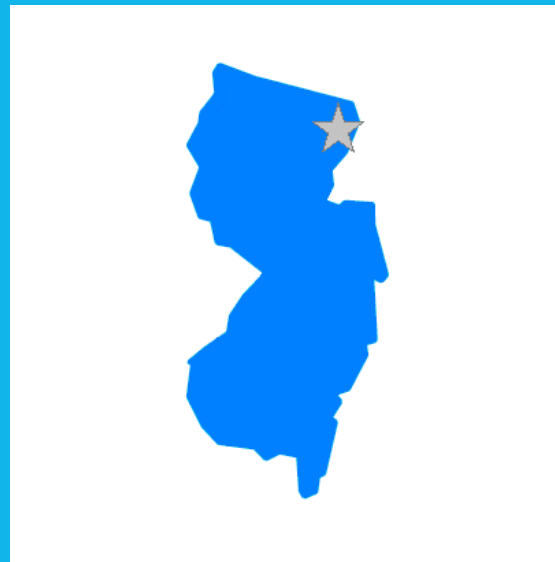
VA Representative: Vic Carlson

HMIS Lead: Susan Nottingham

County Vets Lead: Ariel Lead

Built for Zero Coach: Jillian Fox

Built for Zero Data Coach: Julia Parshall



Bergen County CoC



Progress to Date

10 COMMUNITIES
ENDED VETERAN
HOMELESSNESS

3 COMMUNITIES
ENDED CHRONIC
HOMELESSNESS

39 COMMUNITIES
HAVE ACHIEVED A
MEASURABLE REDUCTION

68 COMMUNITIES
HAVE ACHIEVED QUALITY REAL-TIME
DATA ON HOMELESSNESS

70% FUNCTIONAL ZERO
PROOF POINTS
SUSTAINING GOAL

107,391 TOTAL
PEOPLE
HOUSED


**Built for Zero communities use the Built for Zero standard for ending veteran homelessness, a single measure that provides a higher, more measurable bar than the federal criteria and benchmarks. We eagerly support communities in meeting the criteria and benchmarks on their way to the BfZ standard.*

Built for Zero Communities



Functional Zero for Chronic Homelessness

Bergen County has met their functional zero threshold of less than 4!



Actively
Homeless People
Experiencing Chronic
Homelessness



0.1% of your most
recent total homeless
individual PIT Count

OR

3 people

Whichever is greater

Bergen County, NJ

BY-NAME, REAL-TIME DATA



Defining a Quality By-Name List

Bergen County, NJ has met all of the quality and reliability thresholds.

FULL COVERAGE

- All agencies and programs are represented
- List includes people sleeping in shelters and on the streets

PERSON-LEVEL DATA

- Each person has an entry that includes their name, history, health and housing needs
- Each person can be followed through the system

RELIABILITY

- Data balances month over month, just like your checkbook

REGULAR UPDATES

- List is updated monthly, at a minimum
- As people's housing status changes, so do their list entries

February 2016

10

Qualitatively Assessing your list


Bergen County reached a perfect score on the chronic scorecard in February 2016, successfully meeting the framework below to produce their chronic by-name list. This ensures that Bergen County has reached quality data to measure improvements over time.

COMMUNITY PARTICIPATION & COVERAGE	POLICIES & PROCEDURES	DATA INFRASTRUCTURE
1. Tracking all homeless individuals	2. Inactive policy	3. Tracking homeless status
4. Outreach coverage	8. Tracking without full assessment	6. Unique identifier
5. Providers reporting data		7. Tracking newly identified people
9. Including veterans experiencing chronic homelessness		10. Tracking returns to system

Key Data Points

Bergen County is consistently reporting these key data points for people experiencing chronic homelessness monthly.


INFLOW



ACTIVELY HOMELESS



OUTFLOW



INFLOW:
NEWLY
IDENTIFIED



INFLOW:
RETURNED
FROM
HOUSING



INFLOW:
RETURNED
FROM
INACTIVE



OUTFLOW:
HOUSING
PLACEMENTS



OUTFLOW:
MOVED
TO
INACTIVE



OUTFLOW:
NO LONGER
MEETS POP
CRITERIA

Bergen County CoC Engines for Chronic

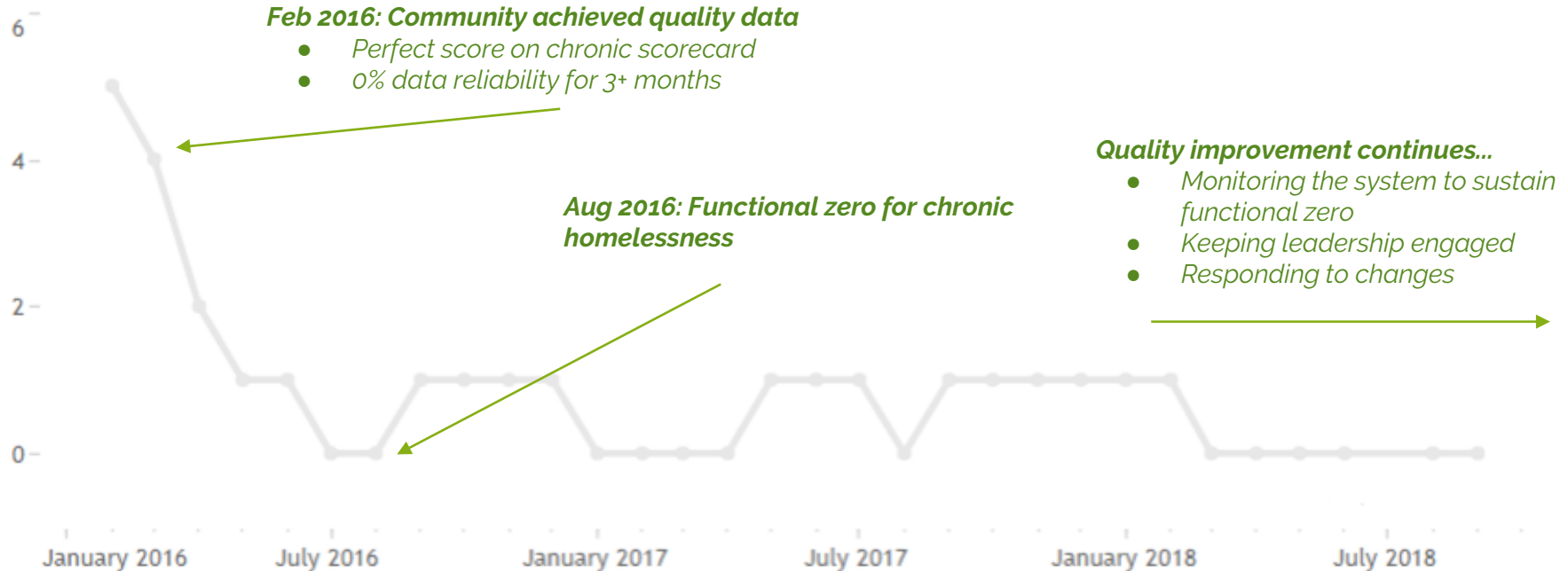
	Actively Homeless Number	3 Mo Outflow Total	3 Mo Inflow Total	3 Mo Data Reliability
Feb 2017	0	0	0	0%

Month, Year of Month	Actively Homeless Number	Housing Placements	Moved To Inactive Number	No Longer Meets Population Criteria	Newly Identified Number	Returned To Active List From Housing N..	Returned To Active List From Inactive N..	1 Mo Net Change	1 Mo Data Reliability
February 2017	0	0	0		0	0	0	0	0%
January 2017	0	1	0		0	0	0	-1	0%
December 2016	1	0	0		0	0	0	0	0%
November 2016	1	0	0		1	0	0	1	-100%
October 2016	1	0	0		0	0	0	0	0%
September 2016	1	0	0		0	0	0	0	100%
August 2016	0	0	0		0	0	0	0	0%
July 2016	0	1	0		0	0		-1	0%
June 2016	1	1	0		0	0		-1	100%
May 2016	1	1	0		0	0		-1	0%
April 2016	2	0	1		0	0		-1	-50%
March 2016	4	1	0		0	0		-1	0%
February 2016	5	0	0		0	0		0	0%

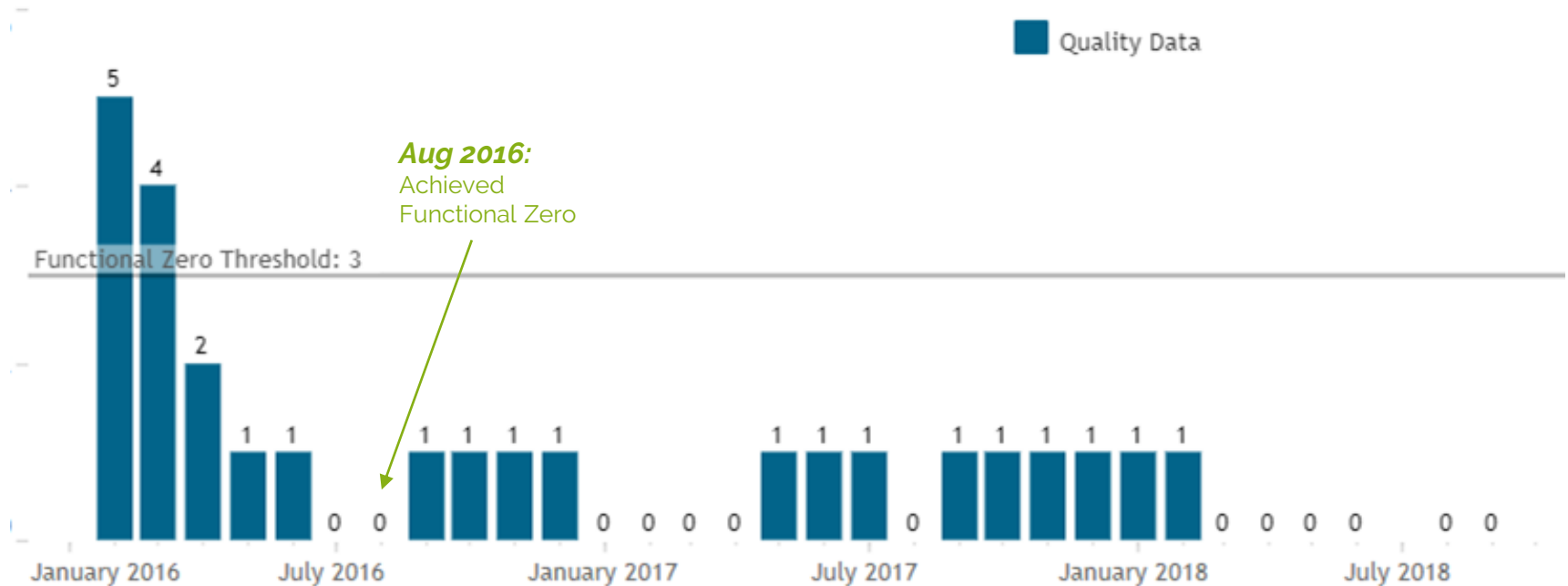
Data Reliability

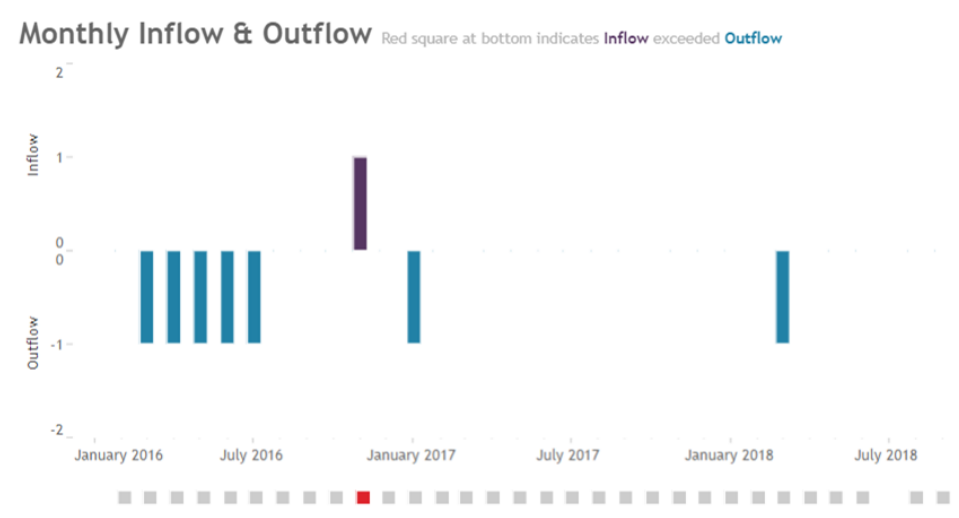
Data for Bergen County is perfectly balanced (0% data reliability) meaning that changes in actively homeless numbers are accounted for in inflow and outflow. This signals that data management practices are robust and efficient and that data is being tracked in a consistent manner.

Actively Homeless - Monthly Chronic Data



Actively Homeless - Monthly Chronic Count





Upstream Strategies:

- Improved outreach by convening a broad, cross-sector group of stakeholders to share data and add people to the BNL
- Single point of entry ensures data is comprehensive and includes unsheltered and sheltered locations
- Incorporated diversion and prevention as part of intake procedures system-wide

Downstream Strategies:

- Housing Navigators allowed to go "above and beyond" and be flexible with program rules to house the community's most vulnerable
- Regular, cross-sector case conferencing to identify permanent housing opportunities

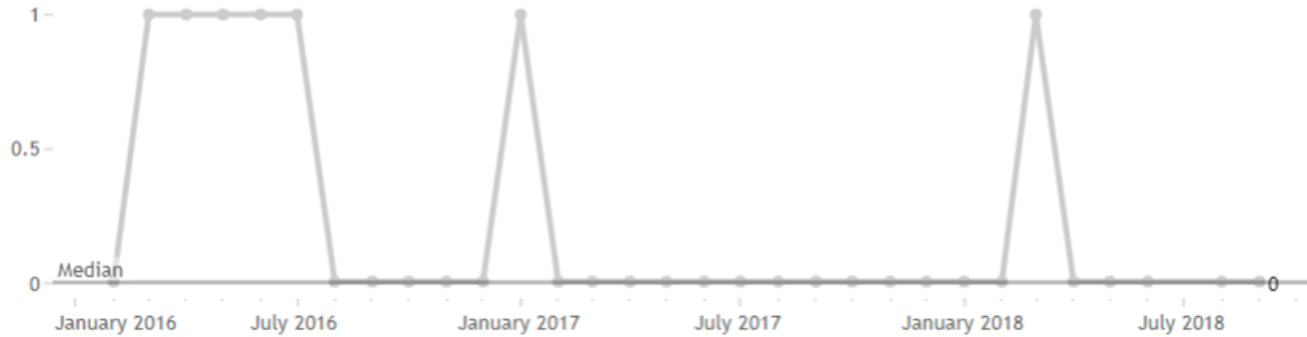
Inflow Total

Use drop-down at right to adjust metric displayed



Outflow Total

Use drop-down at right to adjust metric displayed



Notes on inactivity policy/or other outflow:

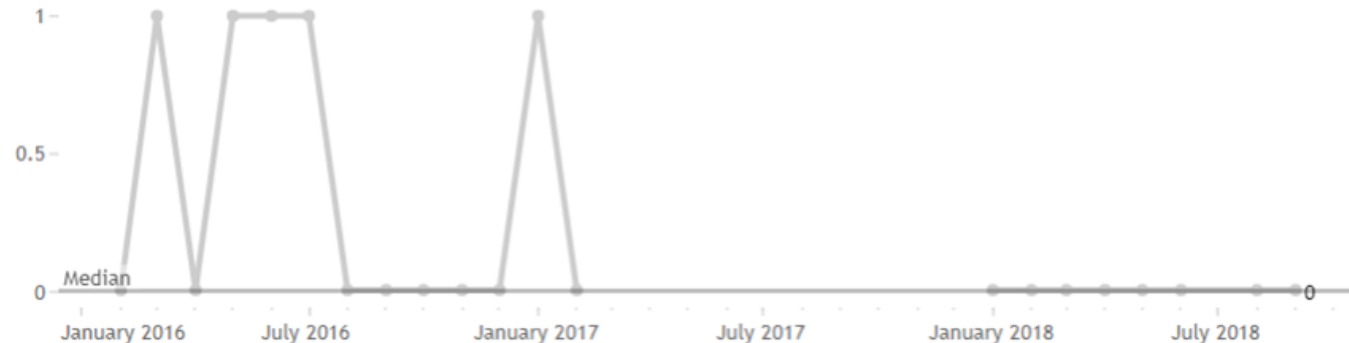
- 90 days inactivity threshold, at which point individuals are moved to an inactive list until contact is restored or outcome confirmed.

Notes on housing placements:

- Low-barrier programs optimize choice in housing and services
- PHA commits 20% of vouchers to people experiencing homelessness. Only accepts referrals from the single point of entry

Housing Placements

Use drop-down at right to adjust metric displayed



Bergen County, NJ: Timeline in Brief

2009	<ul style="list-style-type: none">• Established a Single Point of Entry model Coordinated Entry System• Adopted an early model of a By-Name List to provide individualized housing assistance
2013	<ul style="list-style-type: none">• Change Point-in-Time (PIT) Count methodology to rely on HMIS for the sheltered count, freeing up staff to conduct a more thorough unsheltered census count.
2015	<ul style="list-style-type: none">• Bergen County joins the Built for Zero movement to focus on ending homelessness among people experiencing chronic homelessness
2016	<ul style="list-style-type: none">• February- Reached perfect score on the chronic homeless BNL scorecard• August - Bergen County ended chronic homelessness!
Looking Forward	<ul style="list-style-type: none">• Sustain functional zero for people experiencing chronic homelessness• Spread and scale approach to end homelessness among veterans in 2017!



BERGEN COUNTY, NJ: SUSTAINING FUNCTIONAL ZERO

Bergen County, NJ:

Possible Barriers to Sustaining

- Ensuring community collaboration and processes are implemented permanently across the system
- Potential Departure of Community and Data Lead; need for succession planning
- Ongoing community commitment to prioritization of housing resources through objective processes and standard assessment tool (VI-SPDAT)
- Continued partnership with the Bergen County PHA and voucher dedication and funding and demand fluctuate.

Bergen County: Community Strengths

- Coordinated Entry System (CES) uses a single point of entry model
- Barrier-free emergency shelter that is well connected with permanent housing programs
- PHA Leadership at the table and open to adopting community goals
 - Provides leadership for initiative, services co-located with Bergen County Housing, Health and Human Services Center
 - Commits 20% of vouchers to people experiencing homelessness
 - Only accepts referrals from the single point of entry
- Driven, committed leadership that were allowed time to pursue community-wide directives
- Community-wide involvement in pursuing common goals
- Bias toward action
- Deep understanding of community systems

Key milestones toward ending homelessness

Bergen County has met the key milestones to achieve Functional Zero for Chronic Homelessness, and is ready to sustain and expand to Veterans!

Build the will among community leaders and develop a shared aim



Achieve a **real-time, by-name** list of people experiencing homelessness



Drive **monthly reductions** in your actively homeless number



Achieve a **measurable zero** in your community



Solidify a **system** to sustain zero and expand to other populations